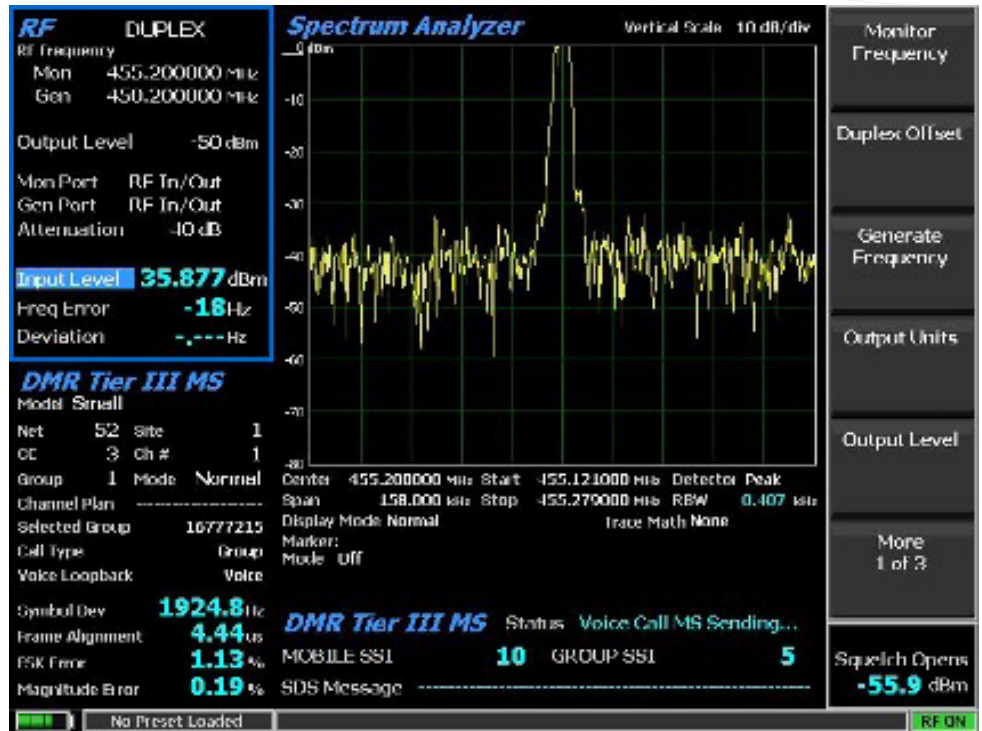




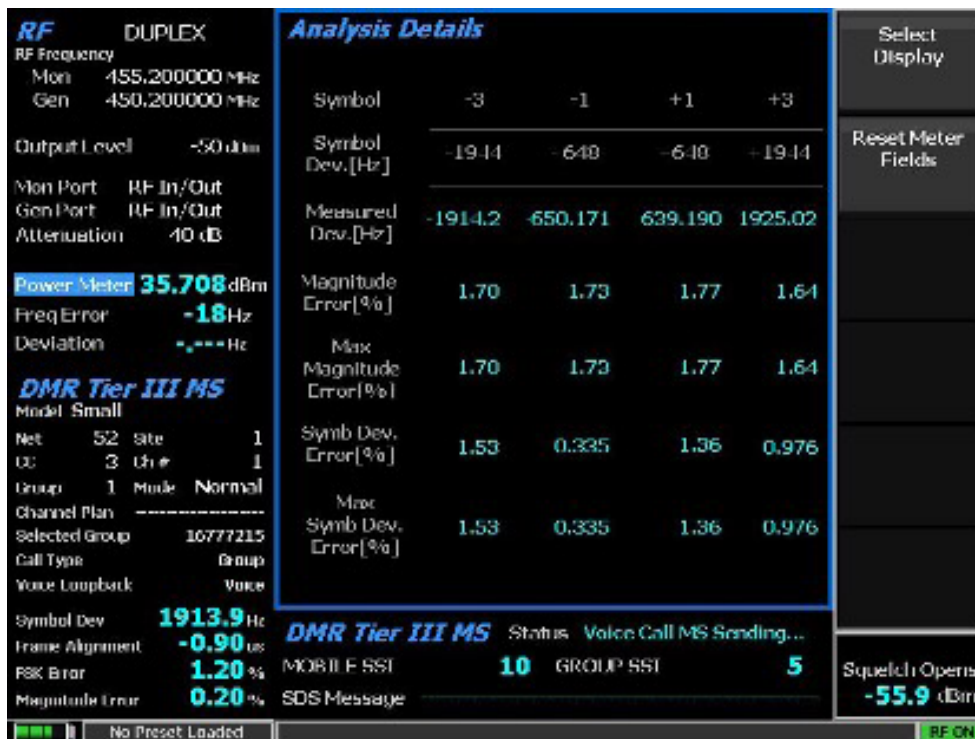
DMR Tier III Radio Test Option

The Astronics Test Systems DMR Tier III radio test option enables LMR technicians to fully test their DMR radios in Tier III mode for the first time. With this feature, every key performance metric can be obtained with an R8000, R8100 or R8200 communications system analyzer from Astronics Test Systems. These measurements include:

- RF Power
- Frequency Error
- Symbol Deviation
- Frame Alignment
- FSK Error %
- Magnitude Error %



DMR Tier III RF Zone Home Screen

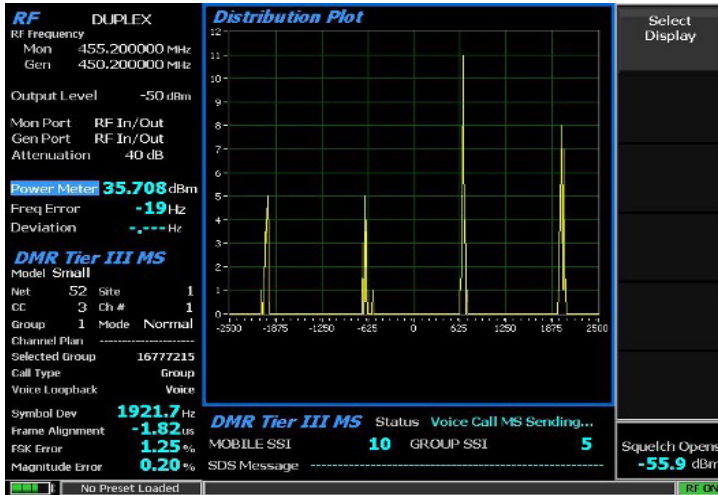


DMR Tier III Analysis Details

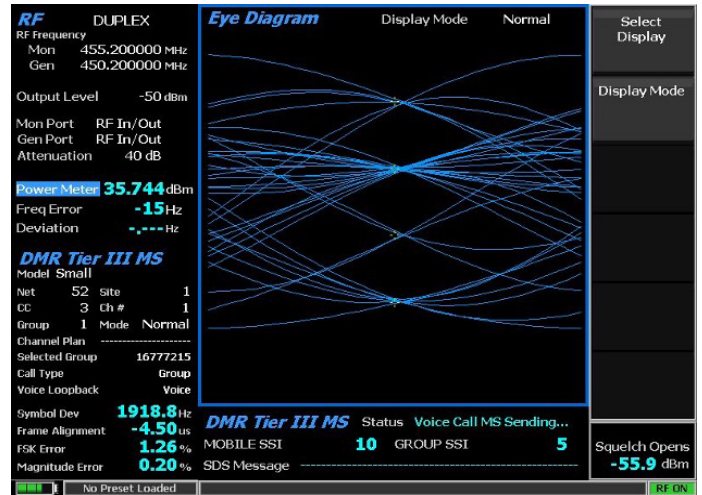
The DMR Tier III test mode verifies registration of a portable or mobile device to a network and confirms the device's Model, Radio ID, Assigned Channel ID, Net ID, Site ID, and Color Code. It also confirms the selected uplink and downlink frequencies and tests Group, Private, Emergency, and Ambient Call Types.

An Analysis Detail screen displays Measured Deviation and Magnitude Error for each data symbol.

Other displays include Distribution Plot, Eye Diagram, and Constellation Display to enable quick visual confirmation that observed symbols align with those expected from an ideal DMR Tier III signal.

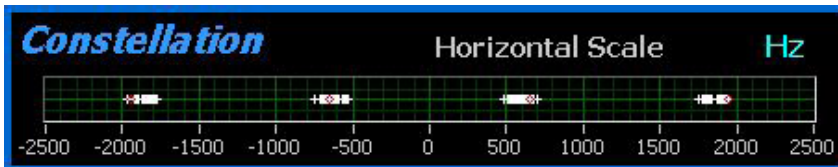


DMR Tier III Distribution Plot



DMR Tier III Eye Diagram

Additional features include Receiver Sensitivity measurement and the ability to send and receive text messages in Tier III mode.



DMR Tier III Constellation Display



DMR Tier III Meter Zone with Decoded Text Message

Astronics Test Systems provides the only DMR Tier III test capability to be found in an LMR service monitor. To see the full capability of this industry-first tool, contact your local ATS representative and ask for a demonstration.

Get Started Today

For additional details, please contact Astronics Test Systems.

2002 Synergy Blvd., Suite 200,
Kilgore, TX 75662 USA

+1.903.985.8999
LMRSales@astronics.com
www.astronics.com/lmr

